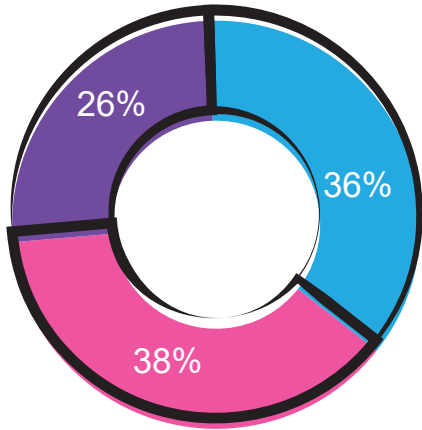
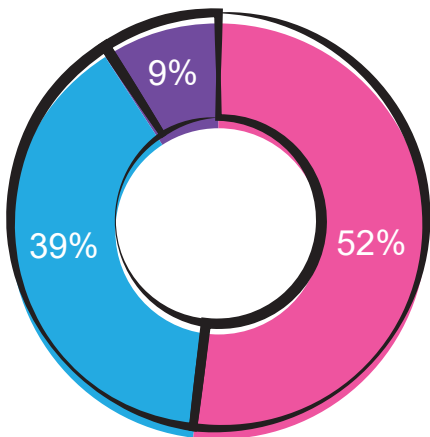


# I Can for Kids!



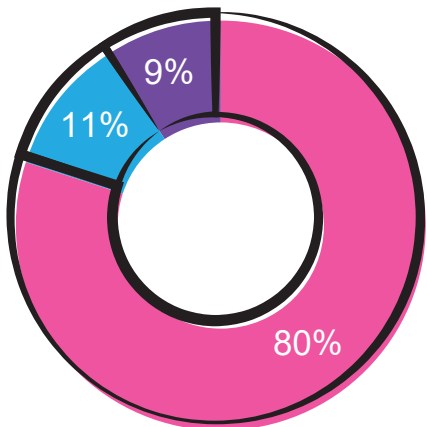
## Revenue

Gifts in kind	\$182,183
Donations & Sponsorships	\$192,515
Grants	\$131,403
<b>Total</b>	<b>\$506,101</b>



## Expenses

Gifts in kind - program & administration	\$182,183
Program - cash	\$137,989
Administration - cash	\$30,083
<b>Total</b>	<b>\$350,255</b>



## Expense Ratio

Program	80%
Fundraising	11%
Administration	9%

To ensure transparency and consistency in reporting, I Can for Kids calculates expense ratios in accordance with Canada Revenue Agency T3010 formulas.

over **64,000** meals

**12,000** multi-meal food packs

**8,000** grab & go food packs

**4,980** jars of peanut butter

**528** cases of fresh fruit

Donors can be confident that funds entrusted to I Can for Kids will impact thousands of young lives every year. Since 2015, we have successfully increased our provision of food packs to hungry kids by 450%. We have been able to do this through the generosity of our funders and due to our fiscal responsibility. I Can for Kids is very diligent in sourcing donated food, warehouse space, professional services, advertising and other key resources to keep our administration costs low and program impact high. In 2018, our annual cost to raise a dollar was \$.08, our administrative expenses were exceptionally low at 9%, and 80% of contributions directly supported our summer food program.